

MISCELLANEOUS INFORMATION

PERIMETER:-	68'-0"
SURFACE AREA:	318.7 SQ FT
VOLUME:	8382 IMP GALS 38138 L

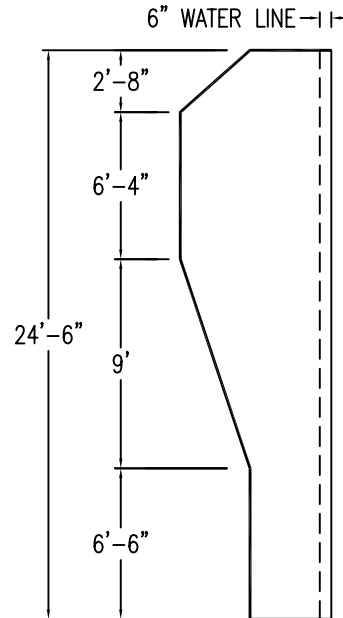
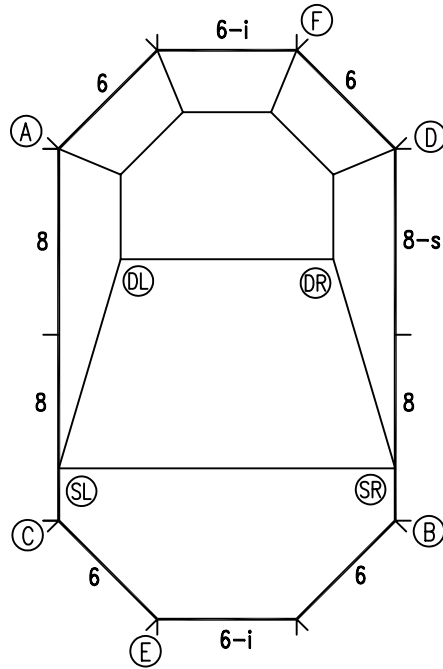
CONCRETE DECK INFO

WIDTH	AREA	NET INCREASES FOR:			
		STEPS	DIVING	SLIDE	ROLLER
2'	150	13	27	24	10
2'6"	191	17	31	20	10
3'	235	20	36	16	10

All Figures Represent "Sq Ft"

PARTS LIST

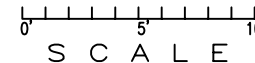
CODE	QTY	DESCRIPTION
8-s	1	8' Skimmer
6-i	2	6' Return
8	3	8' Plain
6	4	6' Plain
AB45	8	45 Degree Crn Angles
AF	2	A-Frame
S	18	Stake
NB	108	Nuts & Bolts



INSTALLATION DATA

From Point "A" to:-		From Point "B" to:-	
B	21'-6 7/8"	B	14'-5 7/8"
C	16'-0"	C	14'-5 7/8"
D	14'-5 7/8"	D	16'-0"
E	20'-8 1/4"	E	11'-1"
F	11'-1"	F	20'-8 1/4"
SL	13'-9"	SL	14'-7 7/8"
SR	19'-11 5/8"	SR	2'-3"
DL	5'-5 3/8"	DL	16'-3 3/4"
DR	12'-8 7/8"	DR	11'-6 3/4"

*ALL DIMENSIONS ARE FINISHED



NOTICE

SWIMMING POOLS AND ACCESSORIES (INCLUDING DIVING BOARDS) ARE DANGEROUS WHEN IMPROPERLY USED OR INSTALLED. IT IS THE RESPONSIBILITY OF MUNICIPAL OFFICIALS, BUILDERS AND POOL OWNERS TO ADHERE TO ALL SAFETY RECOMMENDATIONS AND STANDARDS ISSUED BY THE POOL & HOT TUB COUNCIL, LOCAL AUTHORITIES AND EQUIPMENT MANUFACTURERS. PLEASE REFER TO DIVING BOARD MANUFACTURERS FOR CORRECT POSITIONING AND INSTALLATION OF DIVING EQUIPMENT.

AQUAPRO

OCTAGONAL 14'6 x 24'6

DRAWING REFERENCE #
45-14-24-1

DRAWN BY: BC
REV. 14 DEC 2006
SHEET 1 OF 1