

MISCELLANEOUS INFORMATION

PERIMETER:-	86'-7"
SURFACE AREA:	446.6 SQ FT
VOLUME:	13975 IMP GALS 63531 L

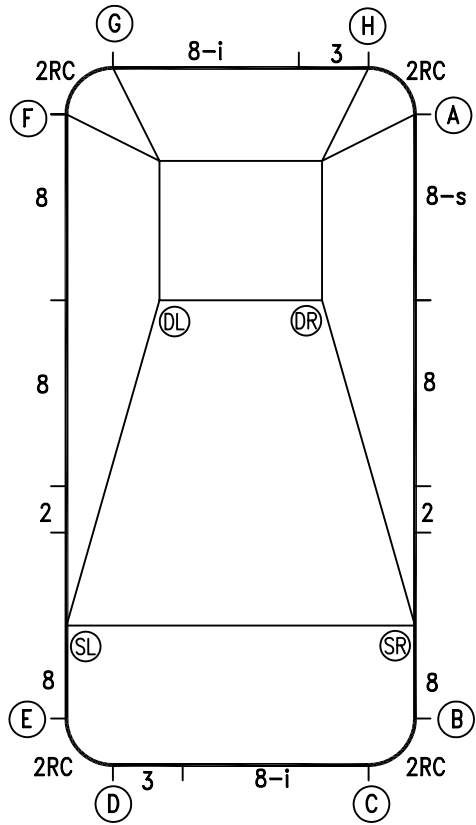
PARTS LIST

CODE	QTY	DESCRIPTION
8-s	1	8' Skim
8-i	2	8' Return
8	5	8' Plain
3	2	3' Plain
2	2	2' Plain
2RC	4	3'2" Plain x 2' Radius
AF	16	A-Frame
S	32	Stake
NB	96	Nuts & Bolts

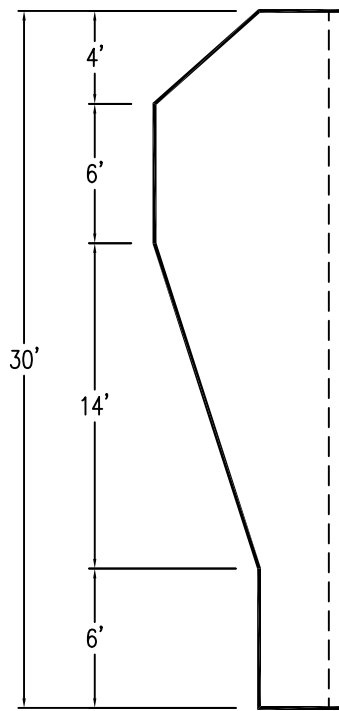
CONCRETE DECK INFO

WIDTH	AREA	NET INCREASES FOR:			
		STEPS	DIVING	SLIDE	ROLLER
2'	186	13	27	24	18
2'6"	236	17	31	20	10
3'	288	20	36	16	6

All Figures Represent "Sq Ft"



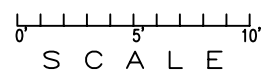
6" WATER LINE - - -



INSTALLATION DATA

From Point "A" to:-	From Point "B" to:-
B 26'-0"	B
C 28'-0 7/8"	C 2'-9 7/8"
D 30'-10 1/2"	D 13'-1 7/8"
E 30'-0 1/4"	E 15'-0"
F 15'-0"	F 30'-0 1/4"
G 13'-1 7/8"	G 30'-10 1/2"
H 2'-9 7/8"	H 28'-0 7/8"
SL 26'-7 1/2"	SL 15'-6 1/4"
SR 22'-0"	SR 4'-0"
DL 13'-7 1/4"	DL 21'-1 1/8"
DR 8'-11 3/8"	DR 18'-5 1/4"

*ALL DIMENSIONS ARE FINISHED



NOTICE

SWIMMING POOLS AND ACCESSORIES (INCLUDING DIVING BOARDS) ARE DANGEROUS WHEN IMPROPERLY USED OR INSTALLED. IT IS THE RESPONSIBILITY OF MUNICIPAL OFFICIALS, BUILDERS AND POOL OWNERS TO ADHERE TO ALL SAFETY RECOMMENDATIONS AND STANDARDS ISSUED BY THE POOL & HOT TUB COUNCIL, LOCAL AUTHORITIES AND EQUIPMENT MANUFACTURERS. PLEASE REFER TO DIVING BOARD MANUFACTURERS FOR CORRECT POSITIONING AND INSTALLATION OF DIVING EQUIPMENT.

AQUAPRO

RECTANGLE 15 x 30

DRAWING REFERENCE #
65-15-30-1

DRAWN BY: BC
REV. 18 DEC 2006
SHEET 1 OF 1