

MISCELLANEOUS INFORMATION

PERIMETER:-	56'-7"
SURFACE AREA:	196.6 SQ FT
VOLUME:	5099 IMP GALS 23181 L

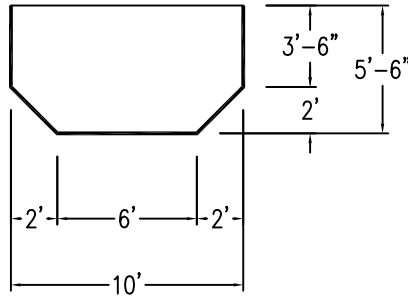
PARTS LIST

CODE	QTY	DESCRIPTION
8-s	1	8' Skimmer
6-i	2	6' Return
8	3	8' Plain
2RC	4	3'2" Plain x 2' Rad Cnr
AF	10	A-Frame
S	20	Stake
NB	60	Nuts & Bolts

CONCRETE DECK INFO

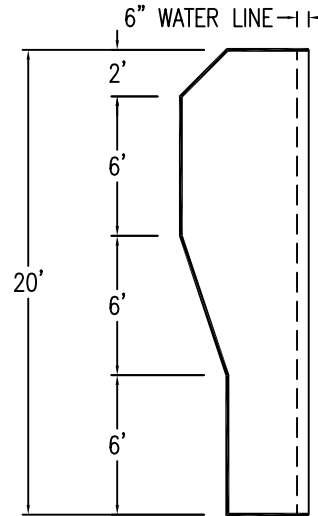
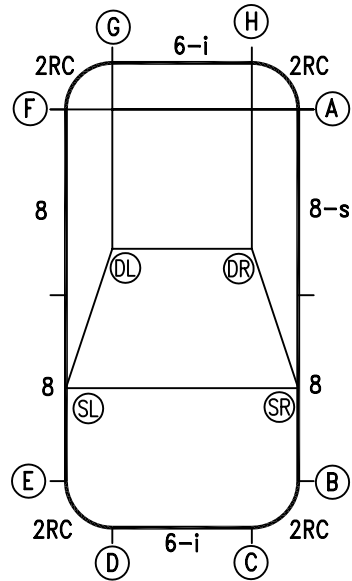
WIDTH	AREA	NET INCREASES FOR:			
		STEPS	DIVING	SLIDE	ROLLER
2'	125	13	27	24	10
2'6"	161	17	31	20	10
3'	198	20	36	16	10

All Figures Represent "Sq Ft"

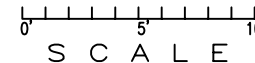


INSTALLATION DATA

From Point "A" to:-		From Point "B" to:-	
B	16'-0 3/4"	C	2'-9 7/8"
C	18'-2"	D	8'-2 7/8"
D	19'-9"	E	10'-0"
E	18'-11"	F	18'-10 3/8"
F	10'-0"	G	19'-8 3/8"
G	8'-2 3/4"	H	18'-1 3/8"
H	2'-9 3/8"	SL	10'-9 1/4"
SL	15'-8"	SR	4'-0"
SR	12'-0 3/4"	DL	12'-9 5/8"
DL	10'-0 3/8"	DR	10'-2 3/8"
DR	6'-4 5/8"		



*ALL DIMENSIONS ARE FINISHED



NOTICE

SWIMMING POOLS AND ACCESSORIES (INCLUDING DIVING BOARDS) ARE DANGEROUS WHEN IMPROPERLY USED OR INSTALLED. IT IS THE RESPONSIBILITY OF MUNICIPAL OFFICIALS, BUILDERS AND POOL OWNERS TO ADHERE TO ALL SAFETY RECOMMENDATIONS AND STANDARDS ISSUED BY THE POOL & HOT TUB COUNCIL, LOCAL AUTHORITIES AND EQUIPMENT MANUFACTURERS. PLEASE REFER TO DIVING BOARD MANUFACTURERS FOR CORRECT POSITIONING AND INSTALLATION OF DIVING EQUIPMENT.

AQUAPRO

RECTANGLE 10 x 20

DRAWING REFERENCE #
65-10-20-1

DRAWN BY: BC
REV. 15 DEC 2006
SHEET 1 OF 1