

MISCELLANEOUS INFORMATION

PERIMETER:-	113'-1 1/2"
SURFACE AREA:	786.3 SQ FT
VOLUME:	23259 IMP GALS 105736 L

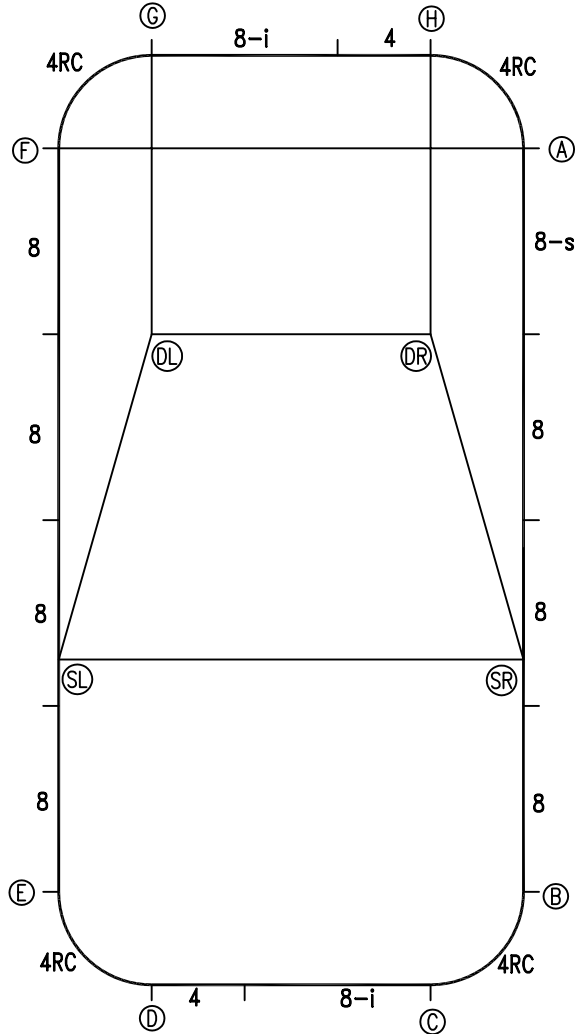
CONCRETE DECK INFO

WIDTH	AREA	NET INCREASES FOR:			
		STEPS	DIVING	SLIDE	ROLLER
2'	239	13	27	24	10
2'6"	302	17	31	20	10
3'	368	20	36	16	10

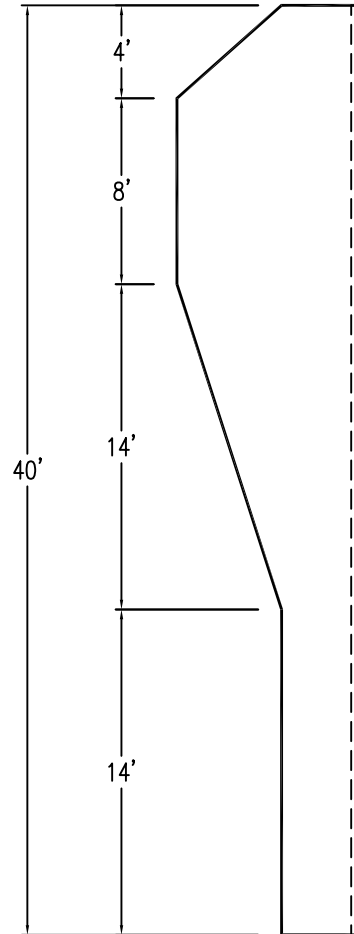
All Figures Represent "Sq Ft"

PARTS LIST

CODE	QTY	DESCRIPTION
8-s	1	8' Skimmer
8-i	2	8' Return
8	7	8' Plain
4	2	4' Plain
4RC	4	6'3" Plain x 4' Radius Corner
AF	16	A-Frame
S	32	Stake
NB	96	Nuts & Bolts

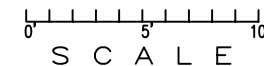


6" WATER LINE - I I -



INSTALLATION DATA

From Point "A" to:-		From Point "B" to:-	
B	32'-0"	B	5'-7 7/8"
C	36'-2 5/8"	C	16'-5 7/8"
D	39'-4 3/4"	D	20'-0"
E	37'-8 7/8"	E	37'-8 7/8"
F	20'-0"	F	39'-4 3/4"
G	16'-5 7/8"	G	36'-2 5/8"
H	5'-7 7/8"	H	22'-4 3/8"
SL	29'-8 3/4"	SR	10'-0"
SR	22'-0"	DL	28'-10 1/8"
DL	17'-10 5/8"	DR	24'-3 7/8"
DR	8'-11 3/8"		



NOTICE

SWIMMING POOLS AND ACCESSORIES (INCLUDING DIVING BOARDS) ARE DANGEROUS WHEN IMPROPERLY USED OR INSTALLED. IT IS THE RESPONSIBILITY OF MUNICIPAL OFFICIALS, BUILDERS AND POOL OWNERS TO ADHERE TO ALL SAFETY RECOMMENDATIONS AND STANDARDS ISSUED BY THE POOL & HOT TUB COUNCIL, LOCAL AUTHORITIES AND EQUIPMENT MANUFACTURERS. PLEASE REFER TO DIVING BOARD MANUFACTURERS FOR CORRECT POSITIONING AND INSTALLATION OF DIVING EQUIPMENT.

*ALL DIMENSIONS ARE FINISHED

AQUAPRO

RECTANGLE - CATALINA 20 x 40

DRAWING REFERENCE #
66-20-40-1

DRAWN BY: BC
REV. 19 DEC 2006
SHEET 1 OF 1