

MISCELLANEOUS INFORMATION

PERIMETER:-	77'-1 1/2"
SURFACE AREA:	378.3 SQ FT
VOLUME:	11276 IMP GALS 51261 L

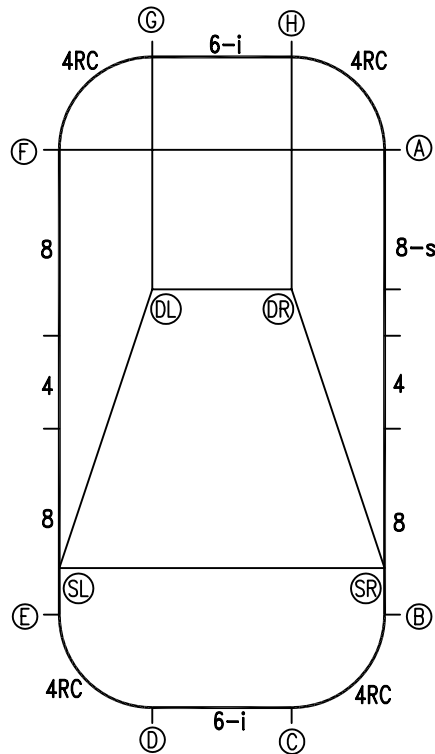
CONCRETE DECK INFO

WIDTH	AREA	NET INCREASES FOR:			
		STEPS	DIVING	SLIDE	ROLLER
2'	167	13	27	24	10
2'6"	213	17	31	20	10
3'	260	20	36	16	10

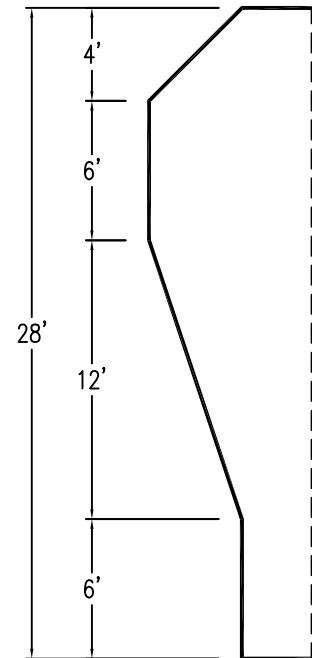
All Figures Represent "Sq Ft"

PARTS LIST

CODE	QTY	DESCRIPTION
8-s	1	8' Skimmer
6-i	2	6' Return
8	3	8' Plain
4	2	4' Plain
4RC	4	6'3" Plain x 4' Radius Corner
AF	12	A-Frame
S	24	Stake
NB	72	Nuts & Bolts



6" WATER LINE - - -



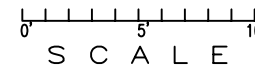
*ALL DIMENSIONS ARE FINISHED

INSTALLATION DATA

From Point "A" to:-		From Point "B" to:-	
B	20'-0"	B	5'-7 7/8"
C	24'-3 7/8"	C	5'-7 7/8"
D	26'-0"	D	10'-9 1/4"
E	24'-4 7/8"	E	14'-0"
F	14'-0"	F	24'-4 7/8"
G	10'-9 1/4"	G	26'-0"
H	5'-7 7/8"	H	24'-3 7/8"
SL	22'-9 5/8"	SL	14'-1 3/4"
SR	18'-0"	SR	2'-0"
DL	11'-7 7/8"	DL	17'-2 1/2"
DR	7'-2 1/2"	DR	14'-6 3/4"

NOTICE

SWIMMING POOLS AND ACCESSORIES (INCLUDING DIVING BOARDS) ARE DANGEROUS WHEN IMPROPERLY USED OR INSTALLED. IT IS THE RESPONSIBILITY OF MUNICIPAL OFFICIALS, BUILDERS AND POOL OWNERS TO ADHERE TO ALL SAFETY RECOMMENDATIONS AND STANDARDS ISSUED BY THE POOL & HOT TUB COUNCIL, LOCAL AUTHORITIES AND EQUIPMENT MANUFACTURERS. PLEASE REFER TO DIVING BOARD MANUFACTURERS FOR CORRECT POSITIONING AND INSTALLATION OF DIVING EQUIPMENT.



AQUAPRO

RECTANGLE - CATALINA 14 x 28

DRAWING REFERENCE #
66-14-28-1

DRAWN BY: BC
REV. 19 DEC 2006
SHEET 1 OF 1