

### MISCELLANEOUS INFORMATION

|               |                        |
|---------------|------------------------|
| PERIMETER:-   | 107'                   |
| SURFACE AREA: | 761.2 SQ FT            |
| VOLUME:       | 21412 IMP GALS 97426 L |

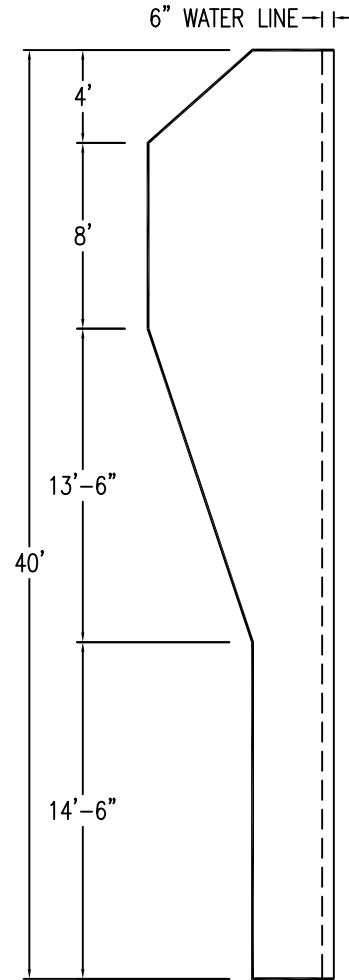
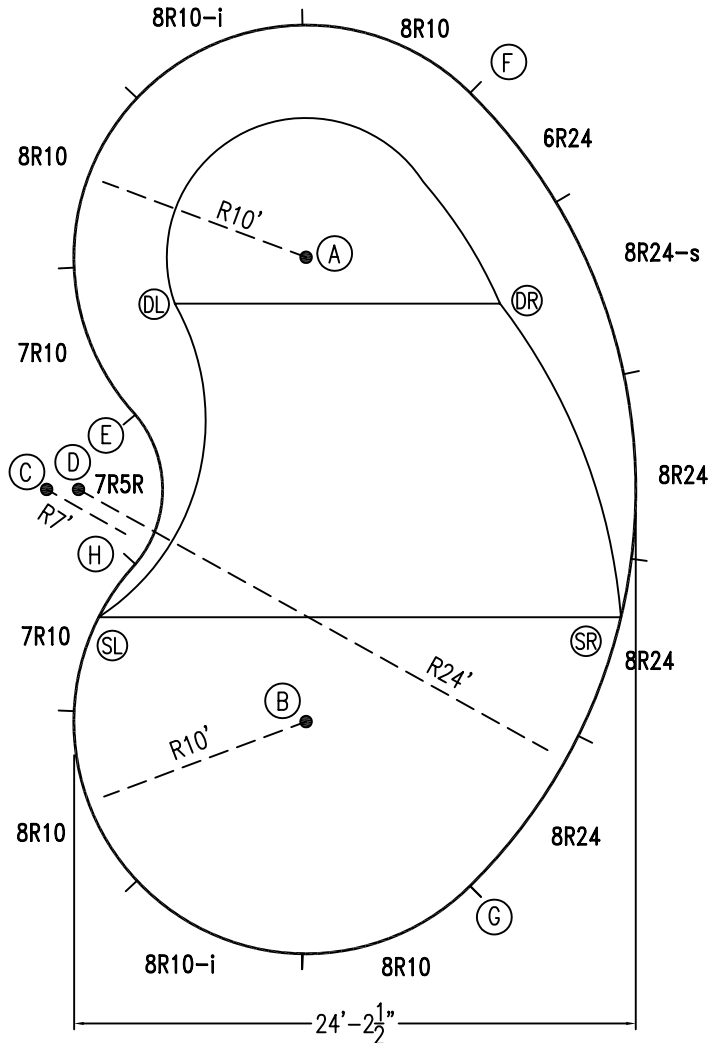
### PARTS LIST

| CODE   | QTY | DESCRIPTION                  |
|--------|-----|------------------------------|
| 8R24-s | 1   | 8' Skimmer x 24' Radius      |
| 8R10-i | 2   | 8' Return x 10' Radius       |
| 8R10   | 4   | 8' Plain x 10' Radius        |
| 8R24   | 3   | 8' Plain x 24' Radius        |
| 6R24   | 1   | 6' Plain x 24' Radius        |
| 7R10   | 2   | 7' Plain x 10' Radius        |
| 7R5R   | 1   | 7' Plain x 5' Reverse Radius |
| AF     | 14  | A-Frame                      |
| S      | 28  | Stake                        |
| NB     | 84  | Nuts & Bolts                 |

### CONCRETE DECK INFO

| WIDTH | AREA | NET INCREASES FOR: |        |       |        |
|-------|------|--------------------|--------|-------|--------|
|       |      | STEPS              | DIVING | SLIDE | ROLLER |
| 2'    | 227  | 13                 | 27     | 24    | 10     |
| 2'6"  | 287  | 17                 | 31     | 20    | 10     |
| 3'    | 349  | 20                 | 36     | 16    | 10     |

All Figures Represent "Sq Ft"



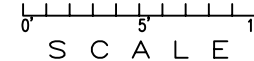
### INSTALLATION DATA

| From Point "A" to:- |             | From Point "B" to:- |             |
|---------------------|-------------|---------------------|-------------|
| B                   | 20'-0"      | B                   |             |
| C                   | 14'-11 7/8" | C                   | 14'-11 7/8" |
| D                   | 14'-0"      | D                   | 14'-0"      |
| E                   | 10'-0"      | E                   | 15'-1 1/2"  |
| F                   | 10'-0"      | F                   | 27'-11 3/4" |
| G                   | 27'-11 3/4" | G                   | 10'-0"      |
| H                   | 15'-1 1/2"  | H                   | 10'-0"      |
| SL                  | 17'-10 5/8" | SL                  | 10'-0"      |
| SR                  | 20'-7 1/8"  | SR                  | 14'-3 1/2"  |
| DL                  | 6'-0"       | DL                  | 18'-10 3/8" |
| DR                  | 8'-7 1/8"   | DR                  | 19'-10 1/8" |

### NOTICE

SWIMMING POOLS AND ACCESSORIES (INCLUDING DIVING BOARDS) ARE DANGEROUS WHEN IMPROPERLY USED OR INSTALLED. IT IS THE RESPONSIBILITY OF MUNICIPAL OFFICIALS, BUILDERS AND POOL OWNERS TO ADHERE TO ALL SAFETY RECOMMENDATIONS AND STANDARDS ISSUED BY THE POOL & HOT TUB COUNCIL, LOCAL AUTHORITIES AND EQUIPMENT MANUFACTURERS. PLEASE REFER TO DIVING BOARD MANUFACTURERS FOR CORRECT POSITIONING AND INSTALLATION OF DIVING EQUIPMENT.

\*ALL DIMENSIONS ARE FINISHED



**AQUAPRO**

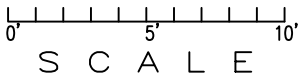
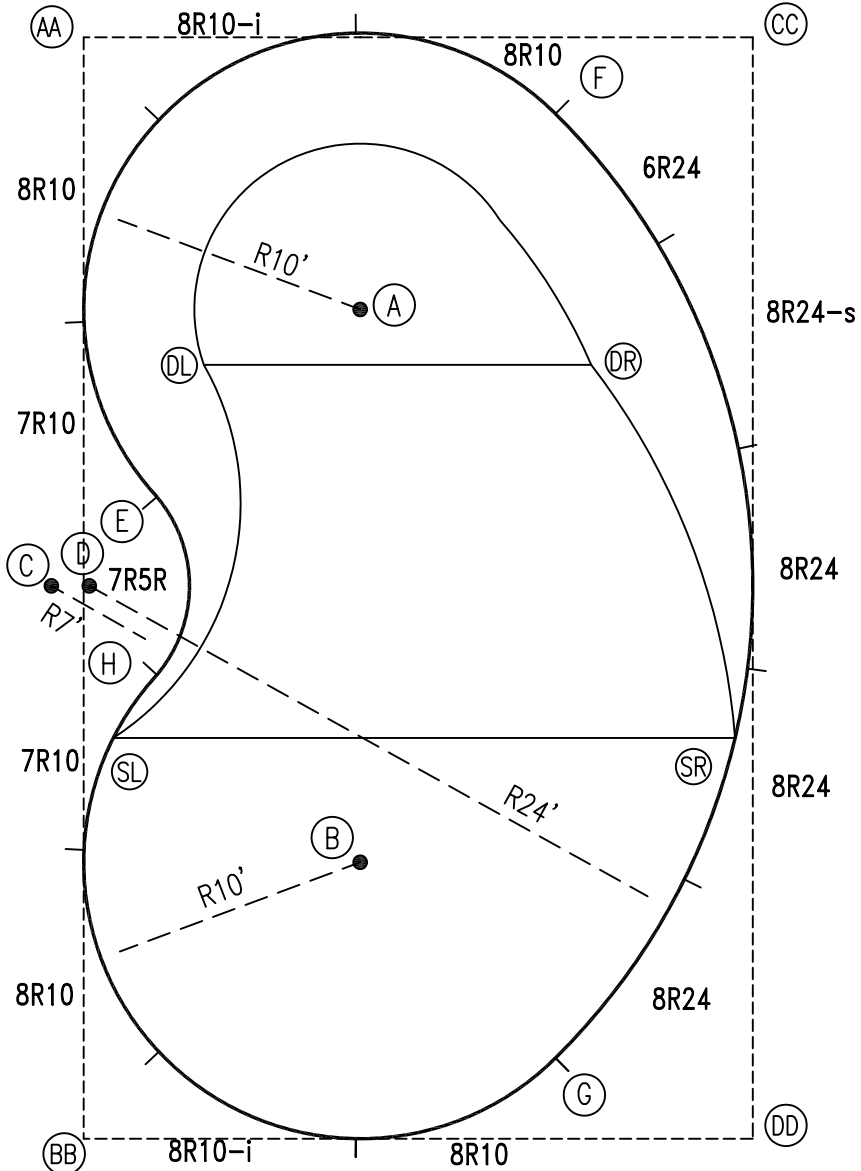
KIDNEY-CRESCENT-LEFT 20x24'2"x40

DRAWING REFERENCE #  
14-20-40-1

DRAWN BY: JB  
REV. 2 FEB 2007  
SHEET 1 OF 2

EXTERNAL INSTALLATION DATA

| AA TO: | BB TO:         | CC TO:        | DD TO:        |
|--------|----------------|---------------|---------------|
| AA     | AA 39'-10 1/8" | AA 24'-2 3/8" | AA 46'-6 5/8" |
| BB     | BB --          | BB 46'-7 3/8" | BB 24'-2 3/8" |
| CC     | CC --          | CC --         | CC 39'-9 1/8" |
| A      | A 31'-7 3/8"   | A 17'-3 3/8"  | A 33'-1 3/8"  |
| B      | B 14'-1 3/4"   | B 33'-0 5/8"  | B 17'-3 7/8"  |
| C      | C 20'-0 3/8"   | C 32'-2 1/2"  | C 32'-3 1/8"  |
| D      | D 20'-0"       | D 31'-1 3/4"  | D 31'-2 1/4"  |
| E      | E 23'-4 3/8"   | E 27'-2 5/8"  | E 31'-7 1/2"  |
| F      | F 40'-9 3/4"   | F 7'-7 7/8"   | F 37'-8 1/8"  |
| G      | G 17'-3 3/4"   | G 37'-7 1/4"  | G 7'-8 1/8"   |
| H      | H 16'-11 7/8"  | H 31'-6 3/4"  | H 27'-3 1/8"  |
| SL     | SL 14'-6 3/8"  | SL 34'-3 3/4" | SL 27'-3 1/8" |
| SR     | SR 27'-7 7/8"  | SR 25'-4 1/4" | SR 14'-5 1/4" |
| DL     | DL 28'-3 7/8"  | DL 23'-1 1/2" | DL 34'-3 1/8" |
| DR     | DR 33'-5 3/4"  | DR 13'-2 1/2" | DR 28'-6 1/4" |



DIAGONALS

|         |        |
|---------|--------|
| F To H: | 24'11" |
| E To G: | 24'11" |

NOTICE

SWIMMING POOLS AND ACCESSORIES (INCLUDING DIVING BOARDS) ARE DANGEROUS WHEN IMPROPERLY USED OR INSTALLED. IT IS THE RESPONSIBILITY OF MUNICIPAL OFFICIALS, BUILDERS AND POOL OWNERS TO ADHERE TO ALL SAFETY RECOMMENDATIONS AND STANDARDS ISSUED BY THE POOL & HOT TUB COUNCIL, LOCAL AUTHORITIES AND EQUIPMENT MANUFACTURERS. PLEASE REFER TO DIVING BOARD MANUFACTURERS FOR CORRECT POSITIONING AND INSTALLATION OF DIVING EQUIPMENT.

AQUAPRO

KIDNEY-CRESCENT-LEFT 20x24x40

DRAWING REFERENCE #

14-20-40-1

DRAWN BY: JB

REV. 2 FEB 2007

SHEET 2 OF 2