

MISCELLANEOUS INFORMATION

PERIMETER:-	100'
SURFACE AREA:	659.6 SQ FT
VOLUME:	20315 IMP GALS 91415 L

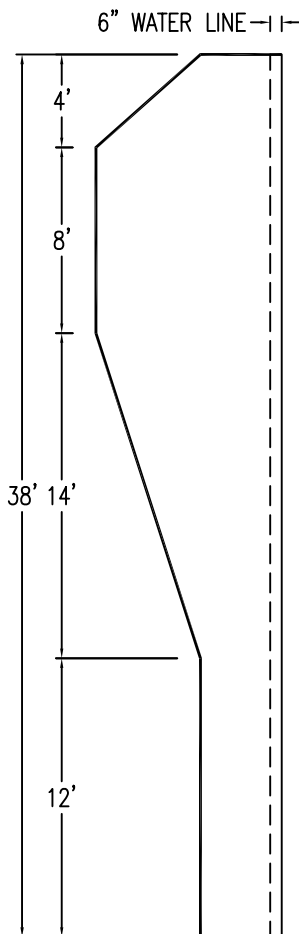
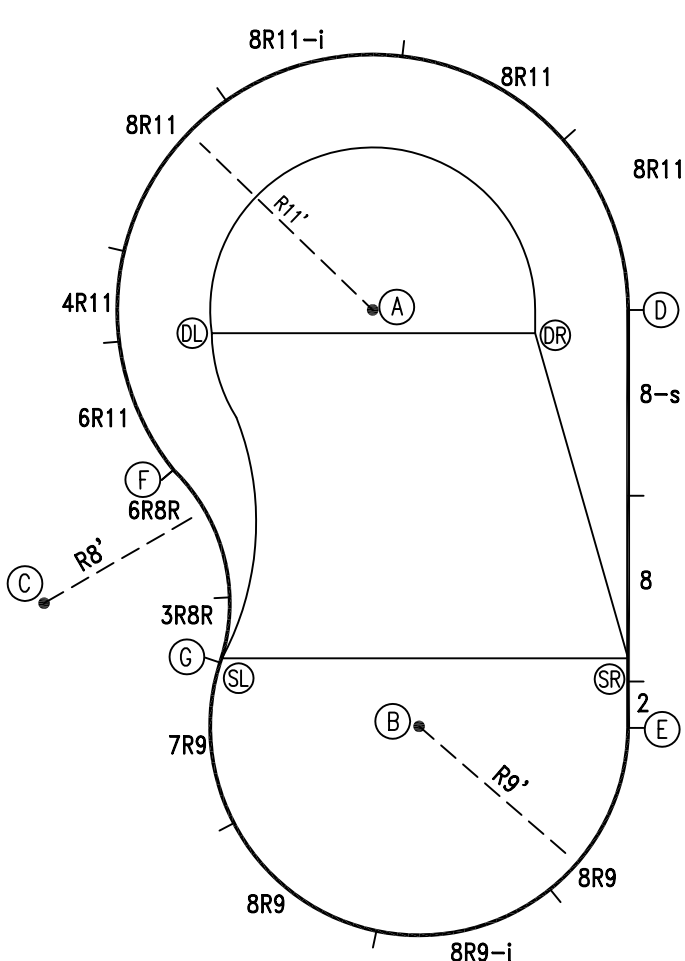
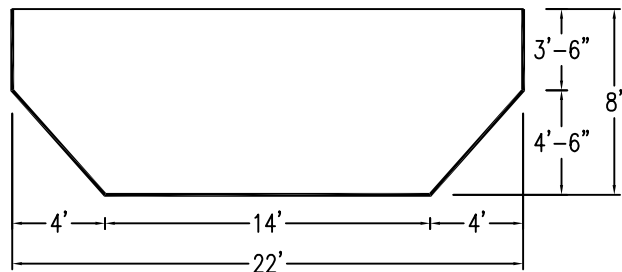
PARTS LIST

CODE	QTY	DESCRIPTION
8-s	1	8' Skimmer
8R11-i	1	8' Return x 11' Radius
8R9-i	1	8' Return x 9' Radius
8R11	3	8' Plain x 11' Radius
6R11	1	6' Plain x 11' Radius
4R11	1	4' Plain x 11' Radius
8R9	2	8' Plain x 9' Radius
7R9	1	7' Plain x 9' Radius
6R8R	1	6' Plain x 8' Reverse Rad
3R8R	1	3' Plain x 8' Reverse Rad
8	1	8' Plain
2	1	2' Plain
AF	15	A-Frame
S	30	Stake
NB	90	Nuts & Bolts

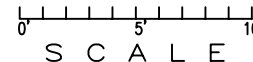
CONCRETE DECK INFO

WIDTH	AREA	NET INCREASES FOR:			
		STEPS	DIVING	SLIDE	ROLLER
2"	213	13	27	24	10
2'6"	270	17	31	20	10
3'	328	20	36	16	10

All Figures Represent "Sq Ft"



*ALL DIMENSIONS ARE FINISHED



INSTALLATION DATA

From Point "A" to:-		From Point "B" to:-	
B	18'-0 1/2"	B	
C	18'-11 5/8"	C	17'-0"
D	11'-0"	D	20'-0 3/4"
E	21'-1 1/8"	E	9'-0"
F	11'-0"	F	15'-3 1/2"
G	16'-6 1/2"	G	9'-0"
SL	16'-4 1/4"	SL	9'-0"
SR	18'-7 1/4"	SR	9'-5 5/8"
DL	7'-0"	DL	19'-1 3/4"
DR	7'-0 7/8"	DR	17'-7 7/8"

NOTICE

SWIMMING POOLS AND ACCESSORIES (INCLUDING DIVING BOARDS) ARE DANGEROUS WHEN IMPROPERLY USED OR INSTALLED. IT IS THE RESPONSIBILITY OF MUNICIPAL OFFICIALS, BUILDERS AND POOL OWNERS TO ADHERE TO ALL SAFETY RECOMMENDATIONS AND STANDARDS ISSUED BY THE POOL & HOT TUB COUNCIL, LOCAL AUTHORITIES AND EQUIPMENT MANUFACTURERS. PLEASE REFER TO DIVING BOARD MANUFACTURERS FOR CORRECT POSITIONING AND INSTALLATION OF DIVING EQUIPMENT.

AQUAPRO

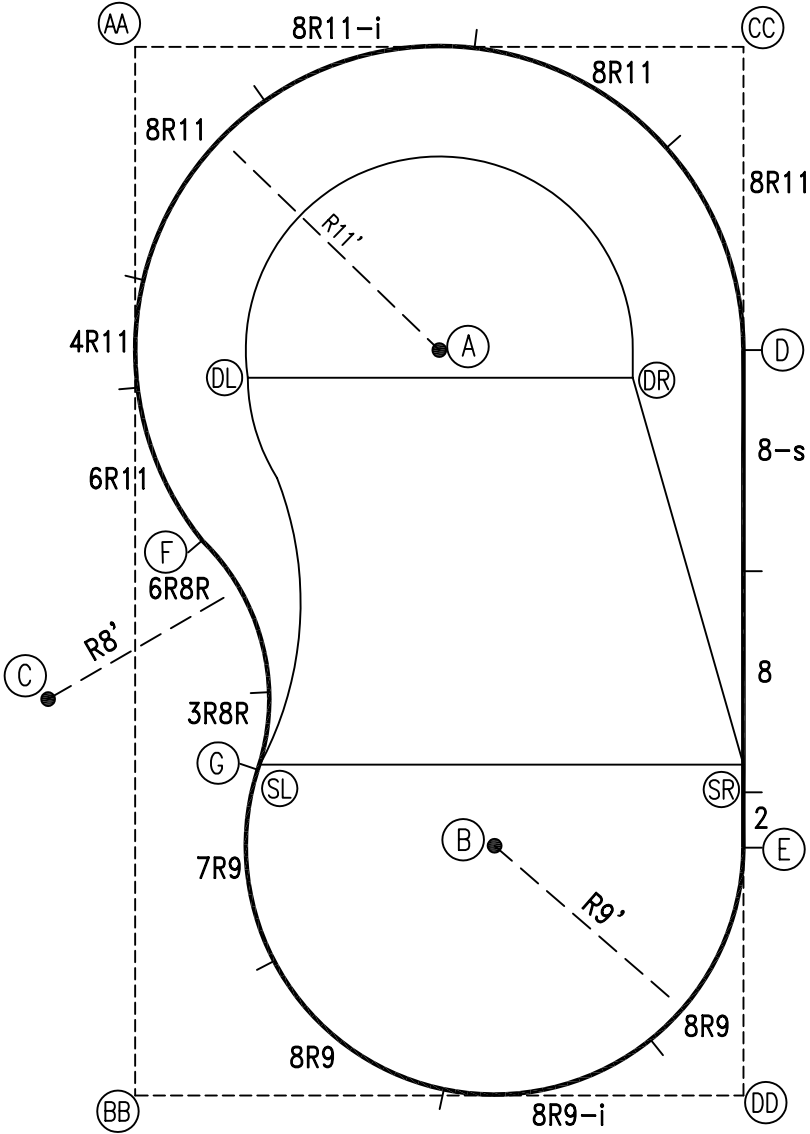
KIDNEY-STRAIGHTBACK-LEFT 22x38

DRAWING REFERENCE #
16-22-38-1

DRAWN BY: JB
REV. 6 DEC 2006
SHEET 1 OF 2

EXTERNAL INSTALLATION DATA

AA TO:	BB TO:	CC TO:	DD TO:
AA ---	AA 37'-11 1/8"	AA 22'-0"	AA 43'-10 1/4"
BB ---	BB ---	BB 43'-10 1/4"	BB 22'-0"
CC ---	CC ---	CC ---	CC 37'-11 1/8"
A 15'-6 3/8"	A 29'-1 1/2"	A 15'-6 3/8"	A 29'-1 1/2"
B 31'-8 1/4"	B 15'-9 7/8"	B 30'-3 1/4"	B 12'-9"
C 23'-9 5/8"	C 14'-8 1/8"	C 34'-5 3/4"	C 28'-11 3/8"
D 24'-6 7/8"	D 34'-9 5/8"	D 10'-11 5/8"	D 26'-11 5/8"
E 36'-4 1/2"	E 23'-9 1/8"	E 28'-11 5/8"	E 8'-11 5/8"
F 18'-0 1/4"	F 20'-2 5/8"	F 26'-5 7/8"	F 28'-0 1/2"
G 26'-6 1/4"	G 12'-7 1/8"	G 31'-6"	G 21'-1 7/8"
SL 26'-4 1/4"	SL 12'-9 1/2"	SL 31'-3 5/8"	SL 21'-2 1/4"
SR 34'-0 3/8"	SR 25'-0 1/2"	SR 25'-11 5/8"	SR 11'-11 5/8"
DL 12'-7 5/8"	DL 26'-3 3/8"	DL 21'-6 5/8"	DL 31'-6 5/8"
DR 21'-7 3/8"	DR 31'-7 1/8"	DR 12'-7 3/8"	DR 26'-3 1/4"



0' 5' 10'
SCALE

DIAGONALS

F To E:	22'6"
D To G:	23'3"

NOTICE

SWIMMING POOLS AND ACCESSORIES (INCLUDING DIVING BOARDS) ARE DANGEROUS WHEN IMPROPERLY USED OR INSTALLED. IT IS THE RESPONSIBILITY OF MUNICIPAL OFFICIALS, BUILDERS AND POOL OWNERS TO ADHERE TO ALL SAFETY RECOMMENDATIONS AND STANDARDS ISSUED BY THE POOL & HOT TUB COUNCIL, LOCAL AUTHORITIES AND EQUIPMENT MANUFACTURERS. PLEASE REFER TO DIVING BOARD MANUFACTURERS FOR CORRECT POSITIONING AND INSTALLATION OF DIVING EQUIPMENT.

AQUAPRO

KIDNEY-STRAIGHTBACK-LEFT 22x38

DRAWING REFERENCE #
16-22-38-1

DRAWN BY: JB
REV. 6 DEC 2006
SHEET 2 OF 2