

MISCELLANEOUS INFORMATION

PERIMETER:-	138'-0"
SURFACE AREA:	1047 SQ FT
VOLUME:	26395 IMP GALS 120095 L

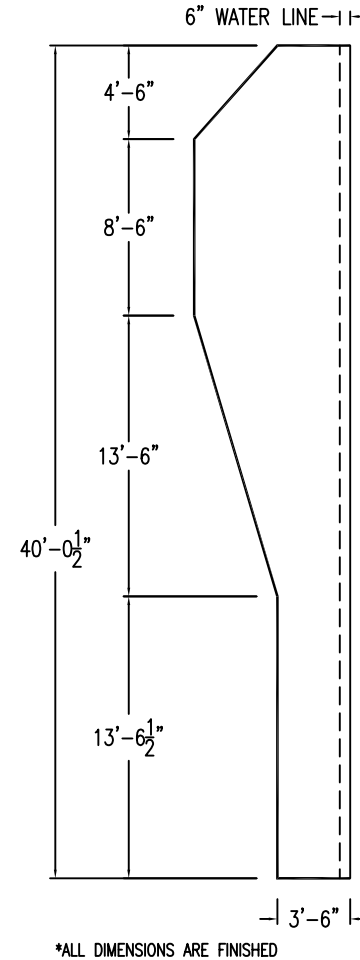
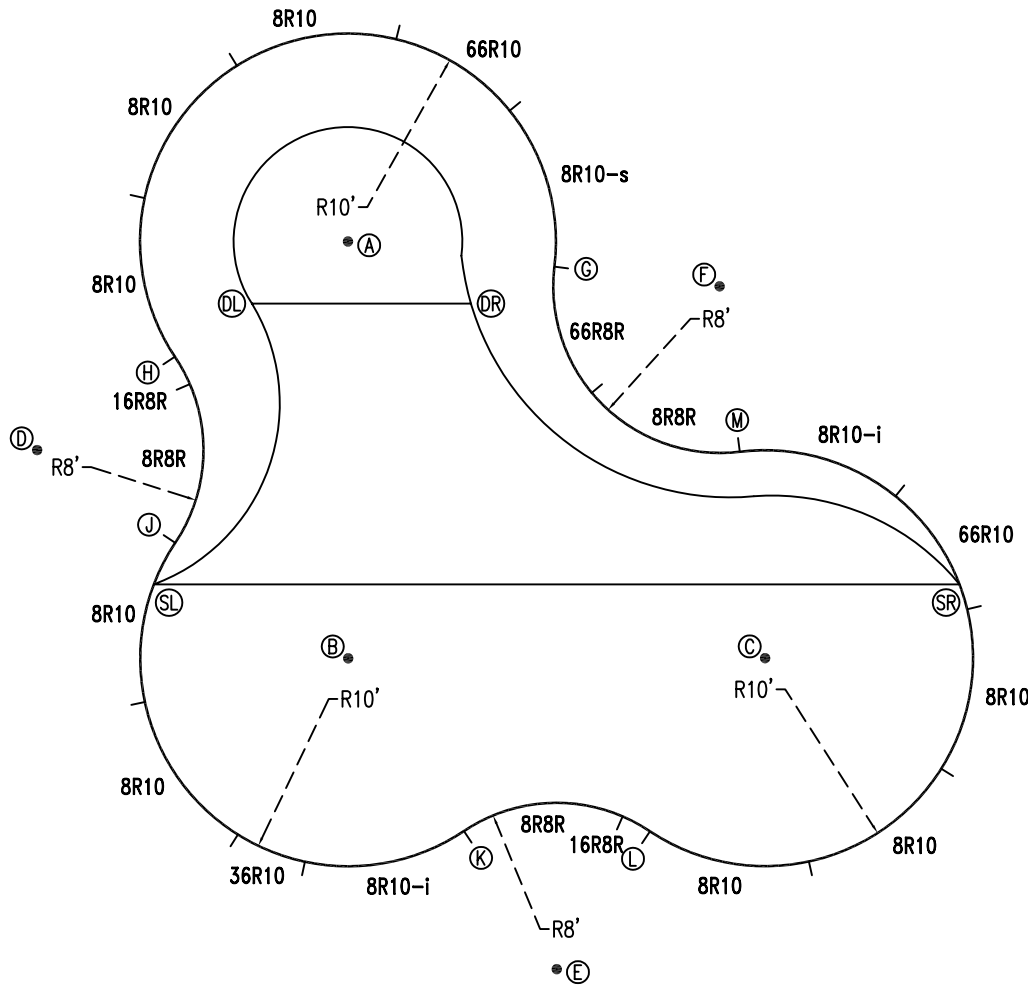
CONCRETE DECK INFO

WIDTH	AREA	NET INCREASES FOR:			
		STEPS	DIVING	SLIDE	ROLLER
2"	289	13	27	24	10
2'6"	365	17	31	20	10
3"	443	20	36	16	10

All Figures Represent "Sq Ft"

PARTS LIST

CODE	QTY	DESCRIPTION
8R10-s	1	8' Skimmer x 10' Radius
8R10-i	2	8' Inlet x 10' Radius
8R10	8	8' Plain x 10' Radius
66R10	2	6'-6" Plain x 10' Radius
36R10	1	3'-6" Plain x 10' Radius
8R8R	3	8' Plain x 8' Rev Radius
66R8R	1	6'-6" Plain x 8' Rev Radius
16R8R	2	1'-6" Plain x 8' Rev Radius
AF	20	A-Frame
S	40	Stake
NB	120	Nuts & Bolts



INSTALLATION DATA

From Point "A" to:-	From Point "B" to:-
B 20'-0 1/2"	B 20'-0 5/8"
C 28'-4 1/4"	C 20'-0 5/8"
D 18'-0"	D 18'-0"
E 36'-4 7/8"	E 18'-0"
F 18'-0"	F 25'-3 3/8"
G 10'-0"	G 21'-3 3/8"
H 10'-0"	H 16'-8 3/4"
J 16'-8 3/8"	J 10'-0"
K 28'-10 3/4"	K 10'-0"
L 31'-10 3/8"	L 16'-8 3/4"
M 21'-4 5/8"	M 21'-3 1/2"
SL 18'-11 3/8"	SL 10'-0"
SR 33'-8 5/8"	SR 29'-7 3/8"
DL 5'-5 7/8"	DL 17'-8 1/8"
DR 6'-7 1/2"	DR 18'-0 5/8"

NOTICE

SWIMMING POOLS AND ACCESSORIES (INCLUDING DIVING BOARDS) ARE DANGEROUS WHEN IMPROPERLY USED OR INSTALLED. IT IS THE RESPONSIBILITY OF MUNICIPAL OFFICIALS, BUILDERS AND POOL OWNERS TO ADHERE TO ALL SAFETY RECOMMENDATIONS AND STANDARDS ISSUED BY THE POOL & HOT TUB COUNCIL, LOCAL AUTHORITIES AND EQUIPMENT MANUFACTURERS. PLEASE REFER TO DIVING BOARD MANUFACTURERS FOR CORRECT POSITIONING AND INSTALLATION OF DIVING EQUIPMENT.

AQUAPRO

LAGOON - LEFT 20 x 40' x 40'

DRAWING REFERENCE #
16A-20-40-1

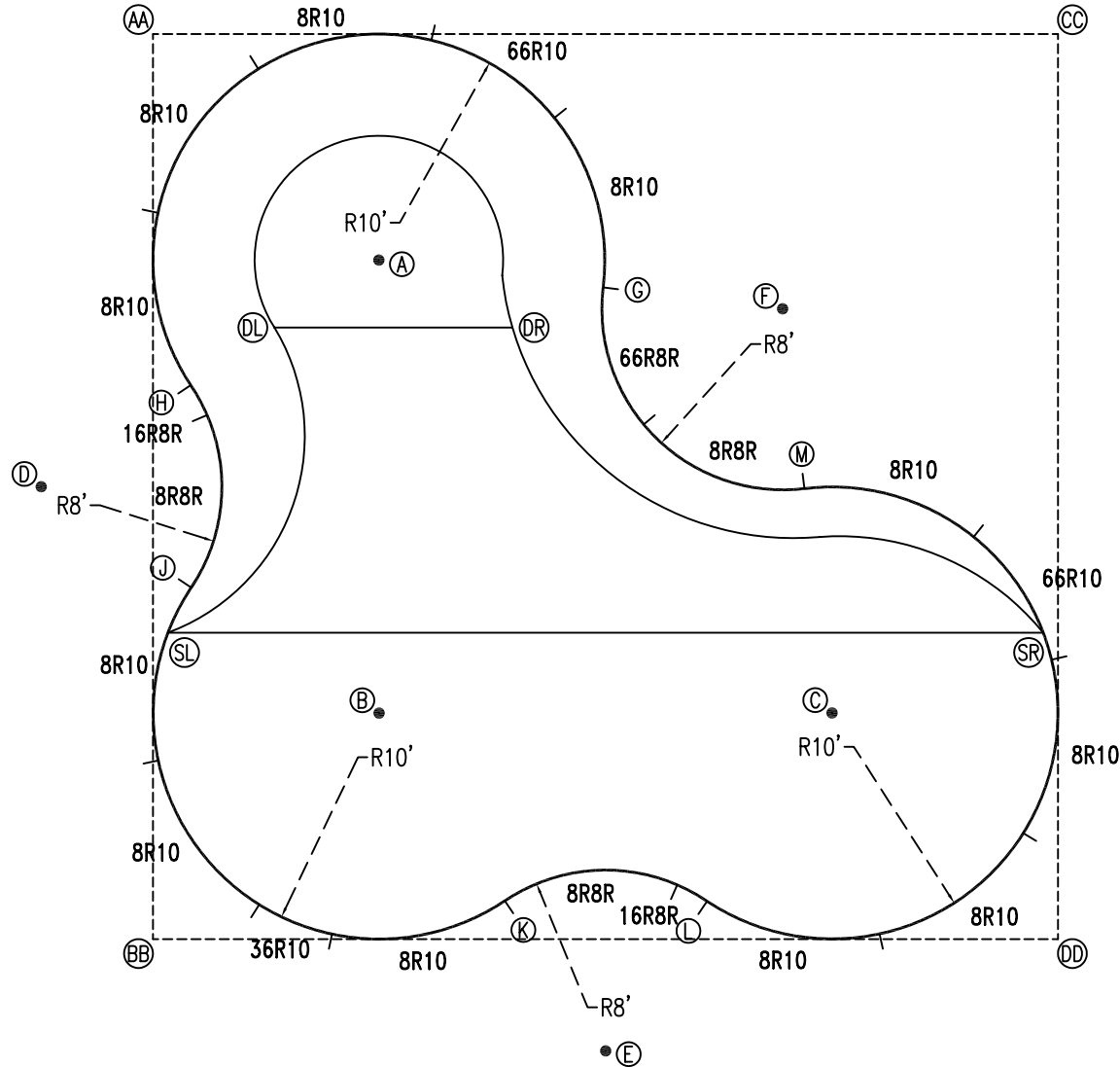
DRAWN BY: GB
REV. 05 FEB 2008
SHEET 1 OF 2

EXTERNAL INSTALLATION DATA

AA TO:		BB TO:		CC TO:		DD TO:	
AA	---	AA	40'-0 1/2"	AA	40'-0 3/4"	AA	56'-7 3/4"
BB	---	BB	---	BB	56'-7 3/4"	BB	40'-0 3/4"
CC	---	CC	---	CC	---	CC	40'-0 1/2"
A	14'-1 3/4"	A	31'-7 7/8"	A	31'-8 1/8"	A	42'-5 7/8"
B	31'-8"	B	14'-1 3/4"	B	42'-5 7/8"	B	31'-8"
C	42'-5 7/8"	C	31'-8 1/8"	C	31'-7 7/8"	C	14'-1 3/4"
D	20'-7 5/8"	D	20'-7 3/8"	D	49'-3 1/8"	D	49'-3"
E	49'-3"	E	20'-7 3/4"	E	49'-2 7/8"	E	20'-7 1/2"
F	30'-4 7/8"	F	39'-5 1/8"	F	17'-2 5/8"	F	30'-5 1/4"
G	22'-10 3/8"	G	35'-0 5/8"	G	23'-0 1/2"	G	35'-1 7/8"
H	15'-7 1/2"	H	24'-6 3/4"	H	41'-4 7/8"	H	45'-6 1/2"
J	24'-6 5/8"	J	15'-7 3/4"	J	45'-6 1/4"	J	41'-4 3/4"
K	41'-4 3/4"	K	15'-8"	K	45'-6"	K	24'-6 1/2"
L	45'-6 1/2"	L	24'-7"	L	41'-4 3/4"	L	15'-7 1/2"
M	35'-1 7/8"	M	35'-0 5/8"	M	23'-0 3/8"	M	22'-10 1/2"
SL	26'-5 7/8"	SL	13'-6 7/8"	SL	47'-5 5/8"	SL	41'-7 7/8"
SR	47'-5 3/4"	SR	41'-8 1/8"	SR	26'-5 7/8"	SR	13'-6 7/8"
DL	14'-0 3/4"	DL	27'-7"	DL	37'-0 3/8"	DL	43'-11 3/4"
DR	20'-6 1/2"	DR	31'-4 5/8"	DR	27'-4 7/8"	DR	36'-3 1/8"

DIAGONALS

From Point "H" to:-		From Point "J" to:-	
J	8'-11 1/2"	K	19'-7 3/8"
K	26'-8 5/8"	L	26'-8 5/8"
L	32'-3 5/8"	M	27'-5 7/8"
M	27'-6 5/8"	G	18'-9 1/8"



NOTICE

SWIMMING POOLS AND ACCESSORIES (INCLUDING DIVING BOARDS) ARE DANGEROUS WHEN IMPROPERLY USED OR INSTALLED. IT IS THE RESPONSIBILITY OF MUNICIPAL OFFICIALS, BUILDERS AND POOL OWNERS TO ADHERE TO ALL SAFETY RECOMMENDATIONS AND STANDARDS ISSUED BY THE POOL & HOT TUB COUNCIL, LOCAL AUTHORITIES AND EQUIPMENT MANUFACTURERS. PLEASE REFER TO DIVING BOARD MANUFACTURERS FOR CORRECT POSITIONING AND INSTALLATION OF DIVING EQUIPMENT.

0' 5' 10'
SCALE

AQUAPRO

LAGOON - LEFT 20 x 40' x 40'

DRAWING REFERENCE #
16A-20-40-1

DRAWN BY: GB
REV. 05 FEB 2008
SHEET 2 OF 2