

MISCELLANEOUS INFORMATION

PERIMETER:-	79'11-1/4"
SURFACE AREA:	382 SQ FT
VOLUME:	10813 IMP GALS 49200 L

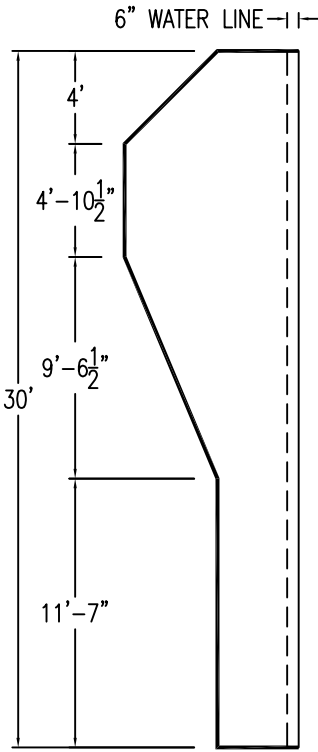
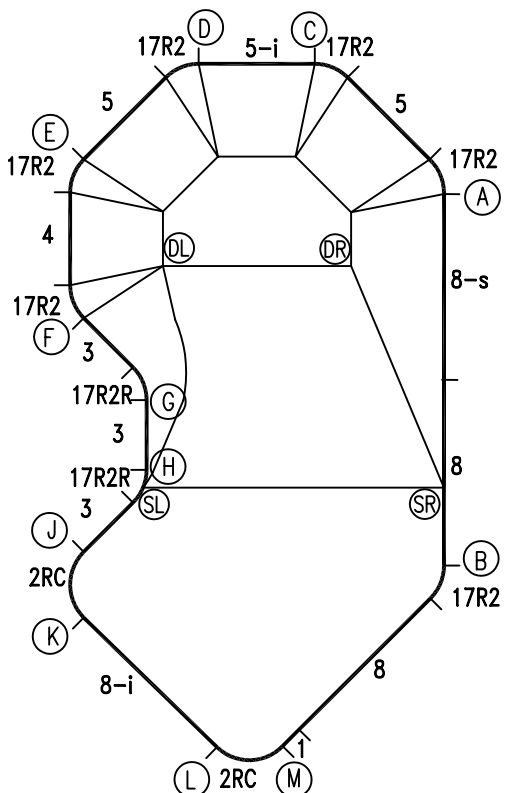
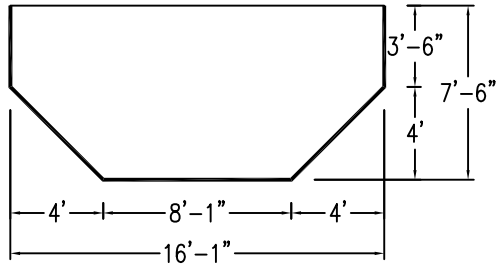
PARTS LIST

CODE	QTY	DESCRIPTION
8-s	1	8' Skimmer
8-i	1	8' Return
5-i	1	5' Return
8	2	8' Plain
5	2	5' Plain
4	1	4' Plain
3	3	3' Plain
1	1	1' Plain
17R2	6	1'7"Plain x 2' Radius
17R2R	2	1'7"Plain x 2' Reverse Rad
2RC	2	3'2"Plain x 2' Corner
AF	22	A-Frame
S	44	Stake
NB	132	Nuts & Bolts

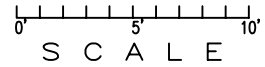
CONCRETE DECK INFO

WIDTH	AREA	NET INCREASES FOR:			
		STEPS	DIVING	SLIDE	ROLLER
2'	173	13	27	24	10
2'6"	220	17	31	20	10
3'	268	20	36	16	10

All Figures Represent "Sq Ft"



*ALL DIMENSIONS ARE FINISHED



INSTALLATION DATA

From Point "A" to:-		From Point "B" to:-	
B	16'-0"	B	
C	7'-10 3/4"	C	22'-3 3/4"
D	11'-11 1/2"	D	24'-0 5/8"
E	15'-7"	E	23'-4 1/2"
F	16'-4 7/8"	F	18'-9 7/8"
G	15'-6 7/8"	G	14'-7 7/8"
H	17'-5 5/8"	H	13'-5 1/2"
J	21'-10 3/8"	J	15'-6 1/4"
K	23'-11 3/8"	K	15'-8 1/8"
L	25'-8 7/8"	L	12'-6 1/4"
M	24'-9 1/4"	M	10'-5 1/8"
SL	18'-1 1/4"	SL	13'-4 5/8"
SR	12'-7 3/4"	SR	3'-4 1/4"
DL	12'-5 7/8"	DL	17'-8 1/4"
DR	5'-0 3/4"	DR	13'-6 1/8"

NOTICE

SWIMMING POOLS AND ACCESSORIES (INCLUDING DIVING BOARDS) ARE DANGEROUS WHEN IMPROPERLY USED OR INSTALLED. IT IS THE RESPONSIBILITY OF MUNICIPAL OFFICIALS, BUILDERS AND POOL OWNERS TO ADHERE TO ALL SAFETY RECOMMENDATIONS AND STANDARDS ISSUED BY THE POOL & HOT TUB COUNCIL, LOCAL AUTHORITIES AND EQUIPMENT MANUFACTURERS. PLEASE REFER TO DIVING BOARD MANUFACTURERS FOR CORRECT POSITIONING AND INSTALLATION OF DIVING EQUIPMENT.

AQUAPRO

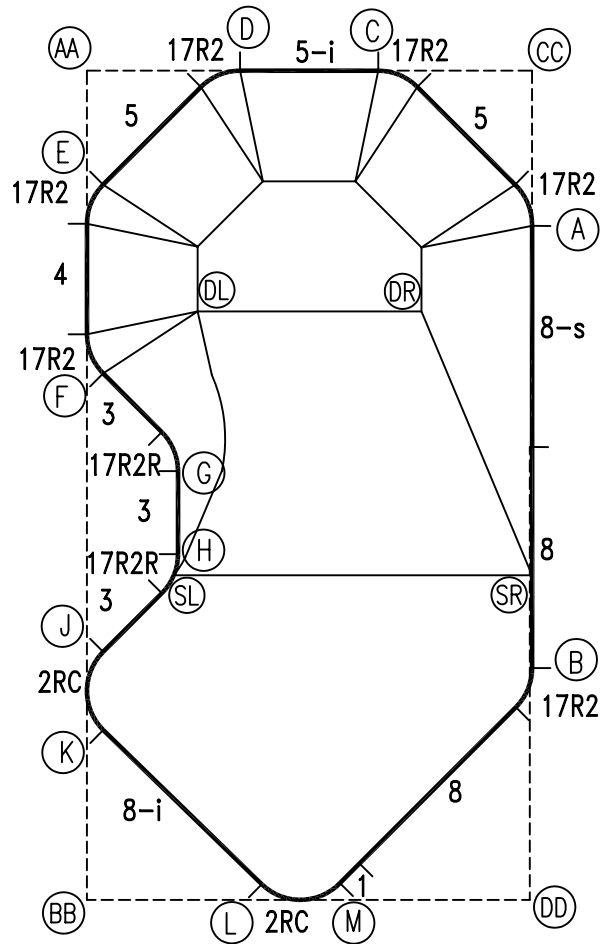
LANAI - LEFT 16 x 30

DRAWING REFERENCE #
17-16-30-1

DRAWN BY: JB
REV. 6 DEC 2006
SHEET 1 OF 2

EXTERNAL INSTALLATION DATA

AA TO:	BB TO:	CC TO:	DD TO:
AA ---	AA 29'-11 7/8"	AA 16'-1 1/4"	AA 34'-0"
BB ---	BB ---	BB 34'-0 1/2"	BB 16'-0 1/8"
CC ---	CC ---	CC ---	CC 29'-11 7/8"
A 17'-0 5/8"	A 29'-2 5/8"	A 5'-7 1/4"	A 24'-4 5/8"
B 26'-11 3/8"	B 18'-1 7/8"	B 21'-7 1/4"	B 8'-4 5/8"
C 10'-6 3/8"	C 31'-9 1/2"	C 5'-6 3/4"	C 30'-5 7/8"
D 5'-6 3/8"	D 30'-5 7/8"	D 10'-6 3/4"	D 31'-9 1/4"
E 4'-1 7/8"	E 25'-10 1/2"	E 16'-0 5/8"	E 30'-1 1/2"
F 10'-11 5/8"	F 19'-0 5/8"	F 18'-11 7/8"	F 24'-6 1/8"
G 14'-10 1/4"	G 15'-10 1/4"	G 19'-4"	G 20'-0 3/4"
H 17'-9 1/2"	H 12'-11 1/4"	H 21'-8 1/8"	H 17'-10 1/8"
J 21'-0 3/8"	J 8'-11 7/8"	J 26'-1 1/2"	J 17'-10 1/8"
K 23'-10 1/4"	K 6'-2"	K 28'-5 3/8"	K 16'-7 1/4"
L 30'-1 1/8"	L 6'-4 1/8"	L 31'-0 1/8"	L 9'-8 1/2"
M 30'-9 3/8"	M 9'-2"	M 30'-2 3/8"	M 6'-10 3/4"
SL 18'-6 1/4"	SL 12'-1 7/8"	SL 22'-4 5/8"	SL 17'-5 1/8"
SR 24'-4"	SR 19'-11 1/8"	SR 18'-3"	SR 11'-8 7/8"
DL 9'-6 7/8"	DL 21'-7 7/8"	DL 14'-10 7/8"	DL 24'-5 1/4"
DR 14'-10 7/8"	DR 24'-5 3/4"	DR 9'-6 7/8"	DR 21'-7 3/4"



0' 5' 10'
SCALE

NOTICE

SWIMMING POOLS AND ACCESSORIES (INCLUDING DIVING BOARDS) ARE DANGEROUS WHEN IMPROPERLY USED OR INSTALLED. IT IS THE RESPONSIBILITY OF MUNICIPAL OFFICIALS, BUILDERS AND POOL OWNERS TO ADHERE TO ALL SAFETY RECOMMENDATIONS AND STANDARDS ISSUED BY THE POOL & HOT TUB COUNCIL, LOCAL AUTHORITIES AND EQUIPMENT MANUFACTURERS. PLEASE REFER TO DIVING BOARD MANUFACTURERS FOR CORRECT POSITIONING AND INSTALLATION OF DIVING EQUIPMENT.

AQUAPRO

LANAI - LEFT 16 x 30

DRAWING REFERENCE #
17-16-30-1

DRAWN BY: JB
REV. 6 DEC 2006
SHEET 2 OF 2